


Dean Pump® R Series High Temperature Pumps



RMA



R



RM



RA



RAV



RWAV



RWA

Dean Pump® R Series

High Temperature (Hot Oil/Hot Water) Centrifugal Process Pumps

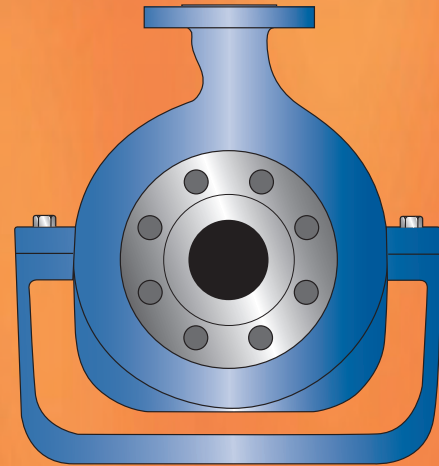
Process Industries

Heat Transfer OEM's, Chemical, Petrochemical, Power Plants, Plastics, Food Processing, Pharmaceutical and Commercial (hospitals, universities, laboratories)

Quality Design Features for High Temperature Pumps

The Dean Pump R Series pumps are designed for high pressure and high temperature applications. They include design features that guard against pipe load and thermal distortions. The following features assure long and trouble free service life of bearings, driver coupling, and shaft sealing devices.

- Centerline mounted pump casing support allows thermal expansion of the casing about the pump centerline without disturbing shaft alignment
- Centerline mounted pump casing supported with yoke or pedestal mounts (standard on R4180 and R4240) holds the pump securely in place resisting thermal expansion piping loads (watercooled pedestal mounts also available)
- Centerline suction and discharge connections equalize pipe loads to prevent off center forces and distortion
- Deep precision rabbeted joints on the casing and bearing housing allow accurate assembly and hold the assembled pump rigidly in line
- Totally confined high temperature casing gasket provides safety during operating service conditions
- Back pull-out construction with spacer coupling allows the entire pump rotating assembly to be removed for servicing without removing the casing from the piping or disturbing the driver
- Fully enclosed Francis vane impeller design is keyed to the shaft and secured by an impeller bolt and washer to remain rigidly in place under all load conditions. The design is hydraulically balanced to extend bearing and seal life. Wearing ring clearances (R4000, RM and RMA Series only) are to API refinery requirements for optimum efficiency
- ASME/ANSI B16.5 Class 300 Raised Face or Ring Type Joint flanges are available for high pressures
- Casing wear rings (R4000, RM and RMA Series only) are standard and allow renewable running clearances within the pump for extended performance life
- Heavy duty angular contact thrust bearings provide long bearing life



Interchangeability

- Maximum pump and parts interchangeability for field repairs without special tools
- Hydraulic performance curves are the same for each R Series pump size

Versatility

- (R4000 only), pump designs can be fitted with a wide range of mechanical seals and flush/cooling arrangements, thereby allowing for maximum sealing and installation flexibility
- Air-cooled pump designs requiring no external water cooling for the bearings and mechanical seal
- Water-cooled designs for maximum mechanical seal life
- Sealless, magnetic drive designs for emissions compliance/concerns (RM/RMA)
- Wide range of hydraulic coverage
- Back pullout design allows for removal of the entire rotating assembly for easy field repair and maintenance
- Various casing foot designs are available – “yoke” (excluding R4180 & 4240) allows for pump to fit on an ASME/ANSI B73.1 baseplate and Dean’s “Economy” baseplate, “pedestal” allows for pump to mount on an API-type baseplate, and “water-cooled pedestal” for severe service conditions and applications
- Sturdy fabricated steel baseplates help maintain alignment under all service conditions

Air-Cooled High Temperature Thermal Liquid Pumps

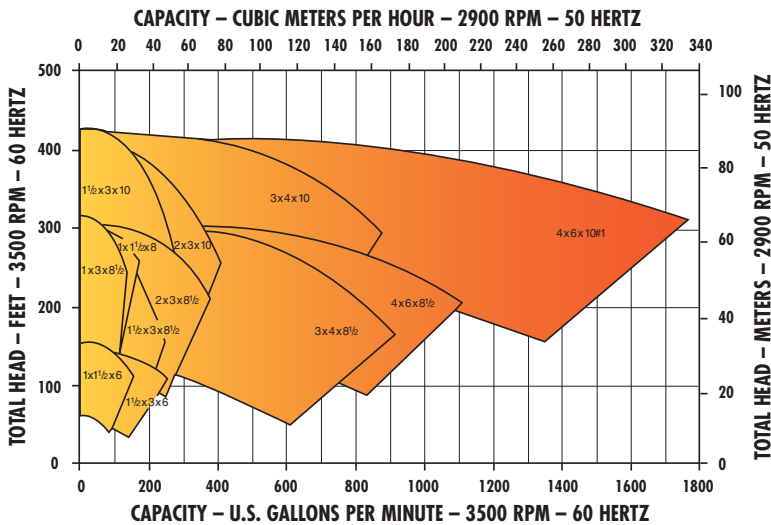
- Capacities to 1,800 GPM (408 m³/hr)
- Heads to 425 feet (130 m)
- Pumping Temperatures to 650°F (343°C)
- Working Pressures to 350 PSIG (2,413 kPa)
- Thirteen Sizes

RA Series Pumps are cost effective, hot oil, heat transfer pumps. Pumps feature a shaft mounted fan to provide air flow over the cooling fins of the pump. This air-cooled design translates to **NO EXTERNAL WATER COOLING REQUIRED** for the bearings and mechanical seal. Thirteen sizes are available in ductile iron construction.

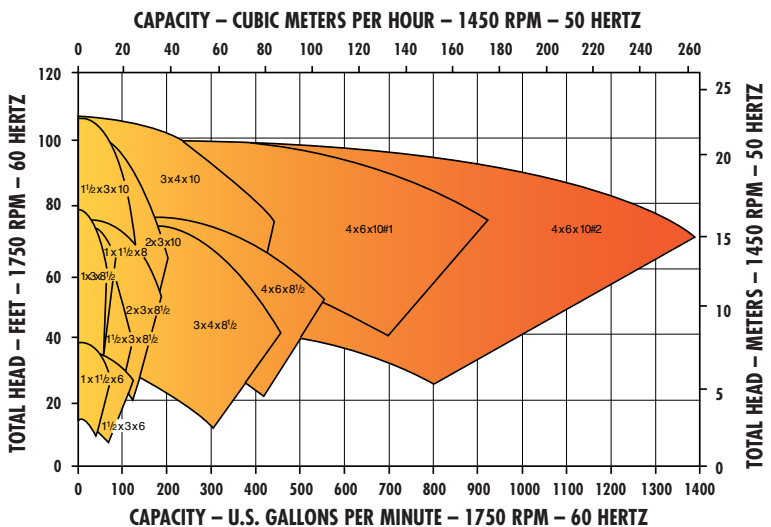


Head-Capacity Range Charts

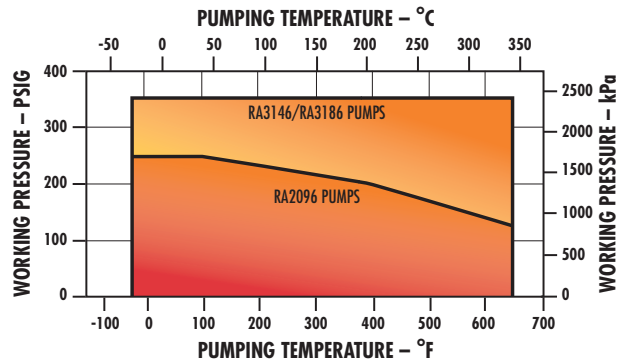
Two Pole Motor



Four Pole Motor

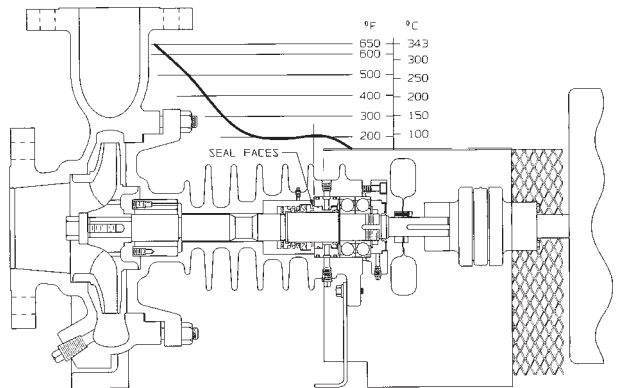


Working Pressure vs. Pumping Temperature



No Liquid Cooling Required


The air fan-cooled design of RA Series pumps permits temperature drop in the pump from the casing to seal faces. When pumping at 650°F (343°C), the seal face temperature is 230°F (110°C). The efficient gradient breakdown protects the mechanical seal and bearing.



Vertical Inline Air Cooled High Temperature Thermal Liquid Pumps

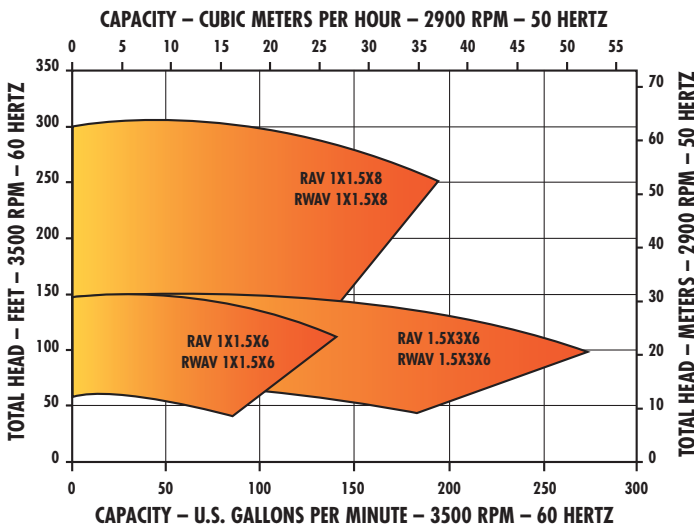
- Capacities to 275 GPM (63 m³/hr)
- Heads to 300 feet (92 m)
- Pumping Temperatures to 650°F (343°C)
- Working Pressures to 250 PSIG (1,724 kPa)
- Three Sizes

The RAV Series offers the same design benefits as the RA Series but in a vertical configuration. Pumps feature a shaft mounted fan to provide air flow over the cooling fins of the pump. This air-cooled design translates to **NO EXTERNAL WATER COOLING REQUIRED** for the bearings and mechanical seal. Three sizes are available in ductile iron construction.

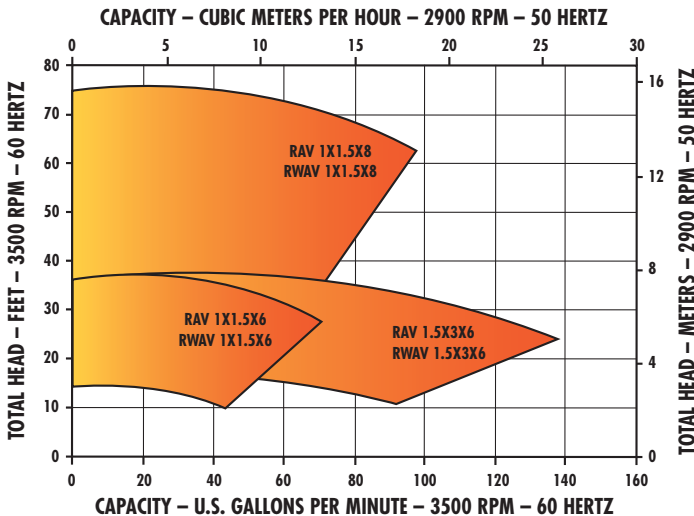


Head-Capacity Range Charts

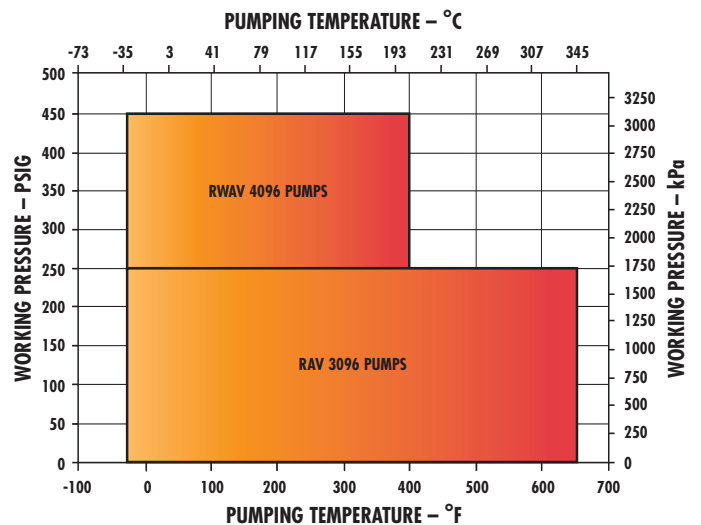
Two Pole Motor



Four Pole Motor



Working Pressure vs. Pumping Temperature



Air-Cooled Hot Water Pumps

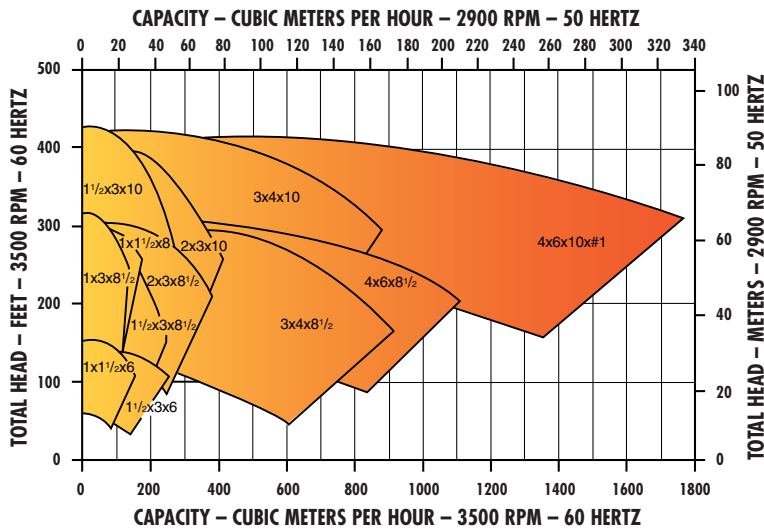
- Capacities to 1,800 GPM (408 m³/hr)
- Heads to 425 feet (130 m)
- Pumping Temperatures to 400°F (205°C)
- Working Pressures to 450 PSIG (3,100 kPa)
- Thirteen Sizes

RWA Series Pumps are designed specifically for use with hot water, ethylene glycol and propylene glycol in boiler feed, steam condensate, HVAC and heat transfer applications. Pumps feature a shaft mounted fan to provide air flow over the cooling fins of the pump. This air-cooled design translates to **NO EXTERNAL WATER COOLING REQUIRED** for the bearings and mechanical seal. Thirteen sizes are available in ductile iron construction.

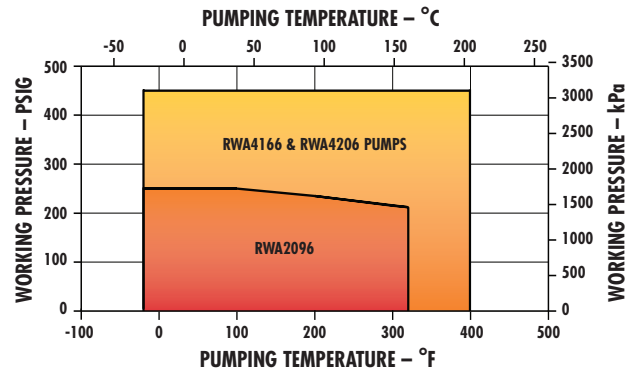


Head-Capacity Range Charts

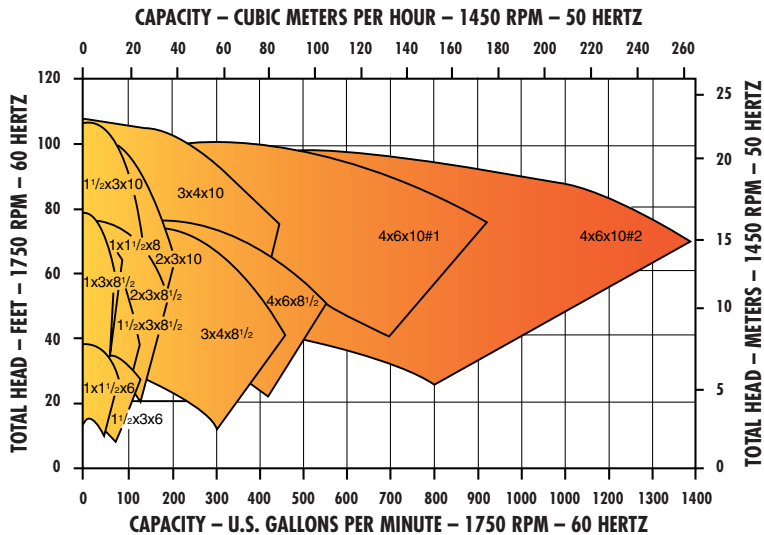
Two Pole Motor



Working Pressure vs Pumping Temperature



Four Pole Motor



Vertical Inline Air Cooled Hot Water Pumps

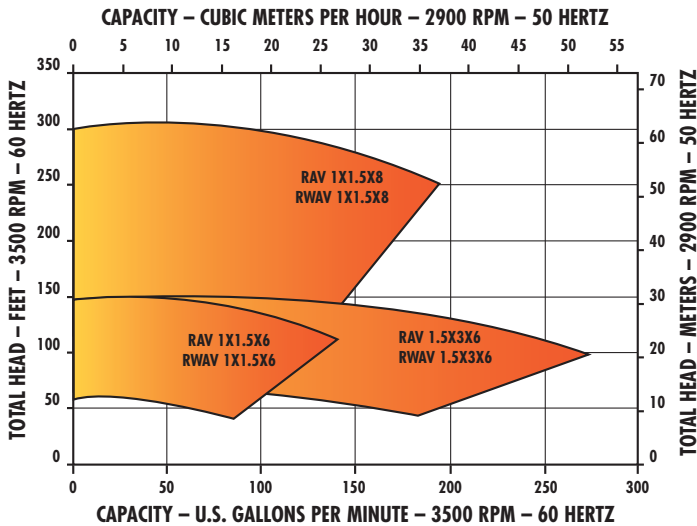
- Capacities to 275 GPM (63 m³/hr)
- Heads to 300 feet (92 m)
- Pumping Temperatures to 400°F (205°C)
- Working Pressures to 450 PSIG (3,100 kPa)
- Three Sizes

The RWAV Series offers the same design benefits as the RWA Series but in a vertical configuration. Pumps feature a shaft mounted fan to provide air flow over the cooling fins of the pump. This air-cooled design translates to **NO EXTERNAL WATER COOLING REQUIRED** for the bearings and mechanical seal. Three sizes are available in ductile iron construction.

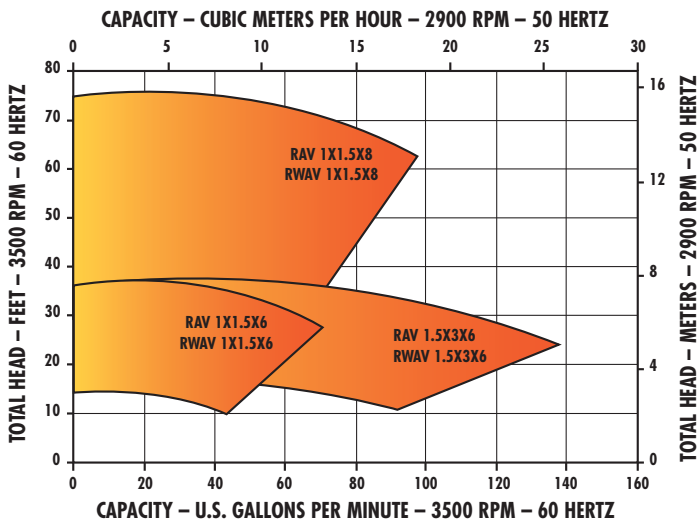


Head-Capacity Range Charts

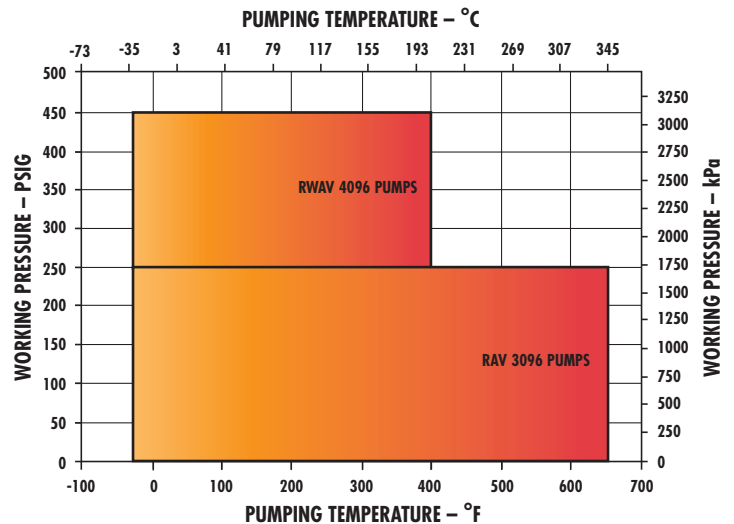
Two Pole Motor



Four Pole Motor



Working Pressure vs. Pumping Temperature



Heavy Duty, High Temperature Process Pumps

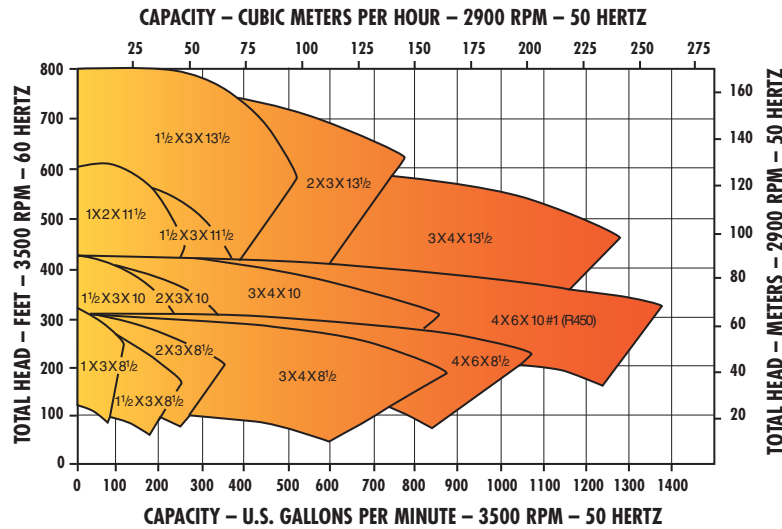
- Capacities to 6,500 GPM (1,476 m³/hr)
- Heads to 800 feet (244 m)
- Pumping Temperatures to 850°F (455°C)
- Working Pressures to 500 PSIG (3,447 kPa)
- Twenty-seven Sizes

R4000 Series Pumps are the single most applied pump for high temperature heat transfer service. These heavy duty, centerline supported, chemical, petrochemical, and refinery style process pumps are available in twenty-seven sizes in steel and 316SS construction.

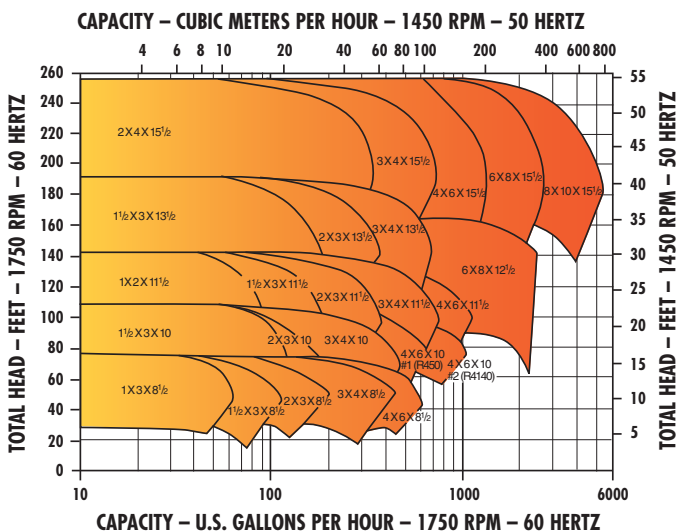


Head-Capacity Range Charts

Two Pole Motor

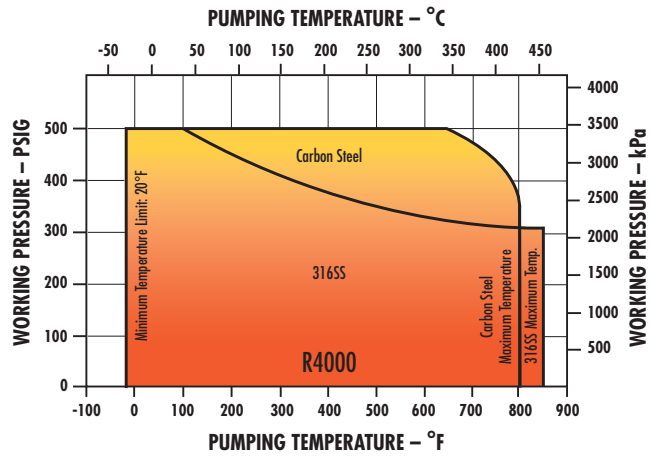


Four Pole Motor



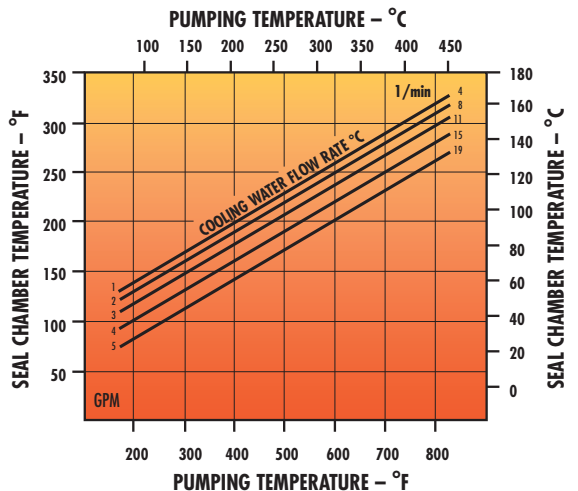
Working Pressure vs. Pumping Temperature

used to determine the allowable working pressure at any allowable process fluid temperature for the material of construction selected



Seal Chamber Temperature vs. Pumping Temperature

with respect to the GPM of cooling water flowing through the cooling jacket surrounding the seal chamber.



GPM Flow Rate of Cooling Water Based on 70°F (21°C) Inlet Temp

Magnetic Drive Air-Cooled High Temperature Process Pumps

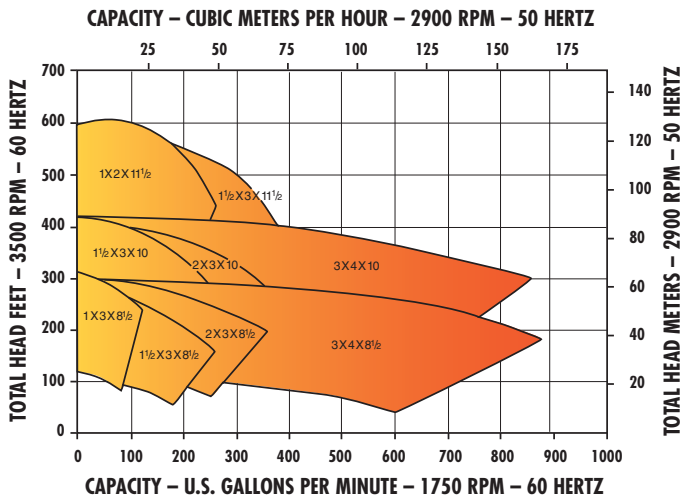
- Capacities to 1,200 GPM (270 m³/hr)
- Heads to 600 feet (180 m)
- Pumping Temperatures to 750°F (400°C)
- Working Pressures to 300 PSIG (2,068 kPa)
- Seventeen Sizes

RMA5000 Series Pumps are sealless, air-cooled (or water-cooled), heavy duty process pumps. Features include centerline supported casing, silicon carbide bearings positively held against rotation, Samarium cobalt rare earth magnets, and a Hastelloy-C containment shell. Air fin cooling reduces heat flow from process fluid to magnets. Seventeen sizes are available in steel.

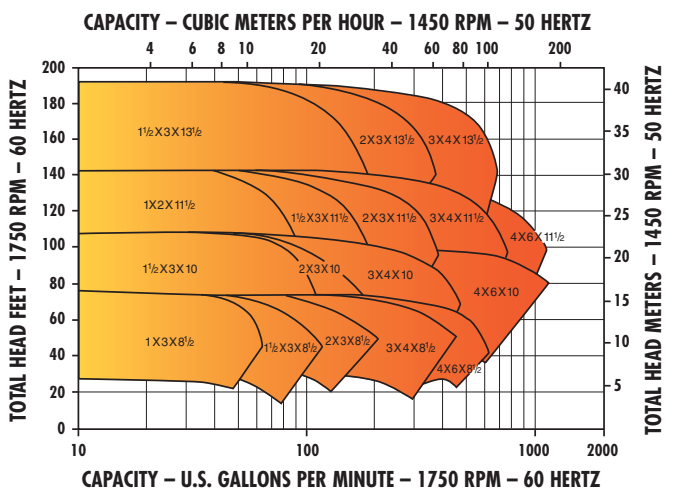


Head-Capacity Range Charts

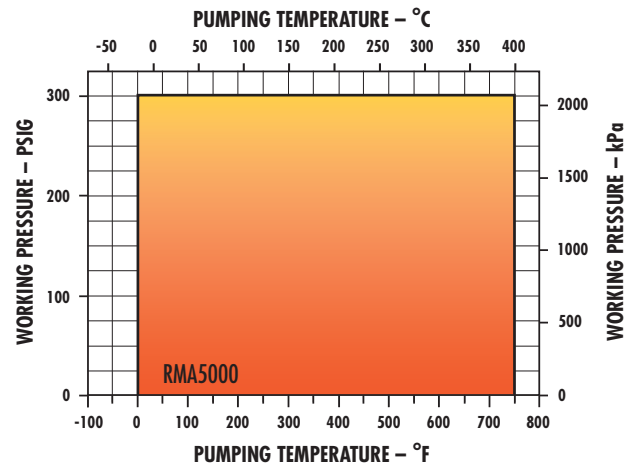
Two Pole Motor




Four Pole Motor



Working Pressure vs. Pumping Temperature





ABOUT MET-PRO GLOBAL PUMP SOLUTIONS

Met-Pro Global Pump Solutions, which combines the resources of the Company's internationally recognized Dean Pump®, Fybroc® and Sethco® brands, is a leading niche-oriented global provider of solutions and products for the pumping of corrosive, abrasive and high temperature liquids. Its broad range of high quality centrifugal pumps provide excellent performance for tough applications including pumping of acids, brines, caustics, bleaches, seawater, high temperature liquids and a wide variety of waste liquids for a broad range of applications including the chemical, petrochemical, metal finishing, wastewater treatment, desalination and aquarium/aquaculture markets. For more information, visit www.mp-gps.com

ABOUT MET-PRO

Met-Pro Corporation is a global provider of solutions and products for product recovery, pollution control and fluid handling applications. The Company's products include filtration and purification equipment for air, water and harsh, corrosive applications; fluid handling equipment for water, corrosive, abrasive, and high temperature liquids; and proprietary water treatment chemicals. For more information, visit www.met-pro.com.



A Met-Pro Fluid Handling Technologies Business
Combining the Resources of **Dean Pump**, **Fybroc** & **Sethco**

6040 Guion Road • Indianapolis, IN 46254
P: 317.293.2930 • TOLL-FREE: 800.801.9265 • F: 317.297.7028
info@deanpump.com • www.deanpump.com



© 2010 MET-PRO CORPORATION

DEAN PUMP® IS A REGISTERED TRADEMARK OF MET-PRO CORPORATION 09-5941 910

